


Raspberries


Linda White
Oregon Department of Agriculture
Steve Renquist
Oregon State University Extension



Blackberries




In blackberries, the receptacle is part of the fruit we eat




Sliced blackberry fruit

Raspberries




All raspberries have a hole in the fruit. The receptacle is left on the plant when fruit are picked



Site Selection:

- Rubus idaeus*
- Sunny
- Neutral pH
- Well-drained
- Raised beds







Rubus idaeus
Rubus occidentalis
Rubus leucodermis








Terminology:

Fruiting Lateral

Drupelet

Floricanes

Primocanes

Two types

- Summer-bearing
- Once fruiting
- June/July
- Primocane fruiting
- Twice fruiting
- June/July and
- August/September



Cultivars:

Summer-bearing Raspberries
Recommended for Western Oregon

Meeker

- Medium-large sized
- Excellent for processing
- Good flavor
- Some resistance to root rot



Willamette

- Medium sized fruit
- A bit dark when fully ripe
- Good flavor
- A bit susceptible to root rot

Cultivars:

Summer-bearing Raspberries
Recommended for Western Oregon

Chilliwack

- Medium-large size
- Excellent for fresh & processing
- Good, very sweet flavor
- Somewhat susceptible to root rot



Cultivars:

Summer-bearing Raspberries
Recommended for Western Oregon

Coho

- New cultivar
- Very late fruiting season
- Large size
- Excellent quality
- Very good flavor



Cascade Dawn

New release (2005) from WSU

Productive
Excellent flavor, large fruit
Early season
Has some field resistance to root rot



Soil Prep

- Sunny location
- Neutral pH
- Well-drained
- Sandy loam



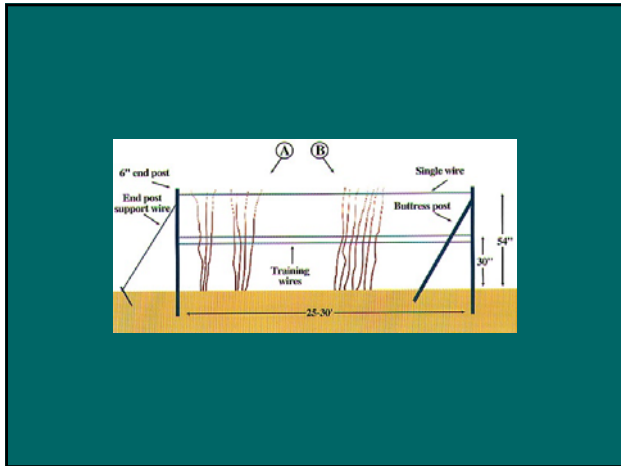
Planting Establishment:
Summer-bearing Raspberries

New primocane growth (on a raised bed)

At the end of year 1
These young, short primocanes will produce a "baby crop" in year 2

Fertilization

- Lime, every few years
 - 5.6 and lower, add lime
 - Apply in the spring when new growth begins
- Summer Reds
 - 4-6 pounds of 10-20-20 per 100 foot row
- Fall-fruiting
 - Add 1-2 pounds of ammonium nitrate (33-0-0) at fall bloom



Management Systems:
Summer-bearing Raspberries

Hedgerow

Hedgerow is too wide

Management Systems:
Summer-bearing Raspberries


Hill System

Dormant hill


Pruning:
Summer-bearing Raspberries

Step 1: Remove dead floricanes

Pruning: Summer-bearing Raspberries




Step 2:
Thin primocanes




Step 3: Top primocanes


Training Systems: Summer-bearing Raspberries Hill System



Topped, bundle tie




"Tee-pee"



"Arc-cane"

Primocane-fruiting Raspberries:



Dead fruiting lateral

Tip portion of primocane that fruited dies

Base of cane will produce a summer crop next year (floricane)

winter

Cultivars: Primocane-fruiting Raspberries

Kiwigold & Goldie
yellow-fruited clones of Heritage, nearly identical except fruit color




Heritage

- Medium sized fruit
- Good flavor
- Season: Aug. 20 - early Oct.
- Some resistance to root rot




Cultivars: Primocane-fruiting Raspberries




Summit

- Medium sized fruit
- Good flavor
- Season: Aug. 10 - early Sept.
- Some resistance to root rot



Summit




Amity

- Medium sized fruit
- Good flavor
- Season: Aug. 15 - early Sept.
- Some resistance to root rot


Cultivars: Primocane-fruiting Raspberries

Yellow-fruited clones of Heritage, also available




Fallgold

- Medium sized fruit
- Good flavor
- Season: Aug. 10 - early Sept.
- Some resistance to root rot




Anne

Planting Establishment:
Primocane-fruiting Raspberries




Pruning:
Primocane-fruiting Raspberries
For a June (floricane) & a fall (primocane) crop




Remove tip portion in winter

Early summer crop on base of floricanes in June

Pruning:
Primocane-fruiting Raspberries
For a fall (primocane) crop only



Leave about a 3-4" stubble



Primocanes grow in spring

Care of Established Plants

- Fertilizer
 - Spring, once growth begins



Common Problems in the Home Garden
Diseases - Viruses

Raspberry Bushy Dwarf Virus
RBDV




There is no control for infected plants




Common Problems in the Home Garden
Diseases - Root Rot

Floricane symptoms at harvest



Primocane collapse in blackcaps



Plant resistant cultivars
Plant in well-drained soil on raised beds

Common Problems in the Home Garden

Diseases - Botrytis



Photo: Pete Bristow

Botrytis on fruit and cane botrytis

- Disease is promoted by a warm, moist environment. Maintain an open canopy
- Avoid overhead irrigation and late watering



Note symptomatic rings

Common Problems in the Home Garden

Insects – Vinegar Fly (SWD)



Males have spots on wing tips

- Controls are for adult flies.
- Monitoring is very important



Infested fruit after 5 days

Questions?

