

Raspberries

Linda White
Oregon Department of Agriculture
Steve Renquist
Oregon State University Extension




Blackberries

Raspberries

In blackberries, the receptacle is part of the fruit we eat



All raspberries have a hole in the fruit. The receptacle is left on the plant when fruit are picked

Sliced blackberry fruit



Site Selection:

Rubus idaeus
Sunny
Neutral pH
Well-drained
Raised beds

Rubus idaeus
Rubus occidentalis
Rubus leucodermis





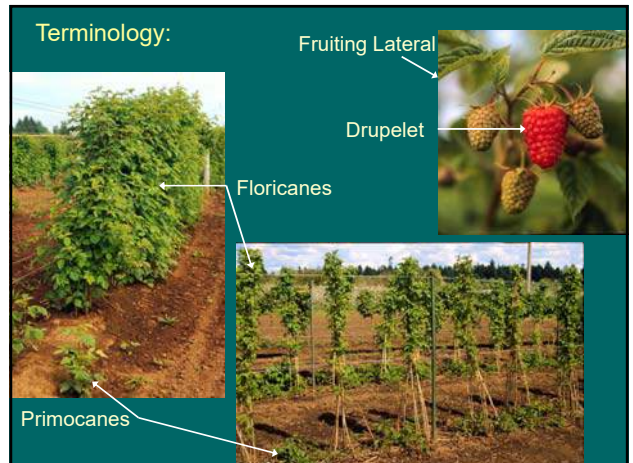

Terminology:

Fruiting Lateral

Drupelet

Floricanes

Primocanes



Two types

- Summer-bearing
- Once fruiting
- June/July
- Primocane fruiting
- Twice fruiting
- June/July and
- August/September



Cultivars:

Summer-bearing Raspberries
Recommended for Western Oregon

Meeker

- Medium-large sized
- Excellent for processing
- Good flavor
- Some resistance to root rot



Willamette

- Medium sized fruit
- A bit dark when fully ripe
- Good flavor
- A bit susceptible to root rot

Cultivars:

Summer-bearing Raspberries
Recommended for Western Oregon

Chilliwack

- Medium-large size
- Excellent for fresh & processing
- Good, very sweet flavor
- Somewhat susceptible to root rot



Cultivars:

Summer-bearing Raspberries
Recommended for Western Oregon

Coho

- New cultivar
- Very late fruiting season
- Large size
- Excellent quality
- Very good flavor



Cascade Dawn

New release (2005) from WSU

Productive
Excellent flavor, large fruit
Early season
Has some field resistance to root rot



Soil Prep

- Sunny location
- Neutral pH
- Well-drained
- Sandy loam



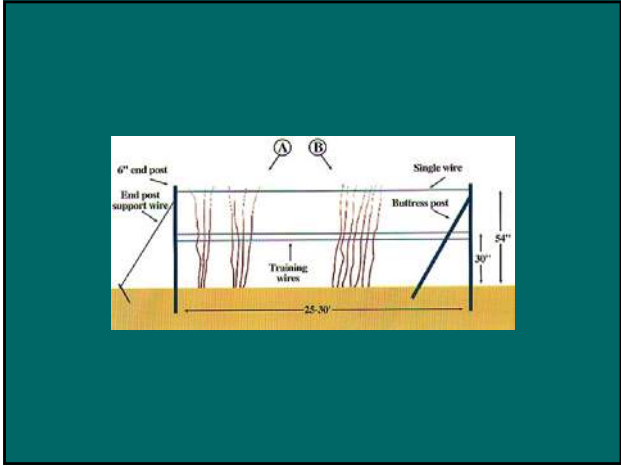
Planting Establishment:
Summer-bearing Raspberries

New primocane growth (on a raised bed)

At the end of year 1
These young, short primocanes will produce a "baby crop" in year 2

Fertilization

- Lime, every few years
 - 5.6 and lower, add lime
 - Apply in the spring when new growth begins
- Summer Reds
 - 4-6 pounds of 10-20-20 per 100 foot row
- Fall-fruiting
 - Add 1-2 pounds of ammonium nitrate (33-0-0) at fall bloom



Management Systems:
Summer-bearing Raspberries

Hedgerow

Hedgerow is too wide

Management Systems:
Summer-bearing Raspberries


Hill System

Dormant hill


Pruning:
Summer-bearing Raspberries

Step 1: Remove dead floricanes

Pruning: Summer-bearing Raspberries




Step 2: Thin primocanes




Step 3: Top primocanes


Training Systems: Summer-bearing Raspberries Hill System



Topped, bundle tie




"Tee-pee"



"Arc-cane"

Primocane-fruiting Raspberries:



Dead fruiting lateral

Tip portion of primocane that fruited dies


Base of cane will produce a summer crop next year (floricane)

winter

Cultivars: Primocane-fruiting Raspberries


Kiwigold & Goldie

yellow-fruited clones of Heritage, nearly identical except fruit color




Heritage

- Medium sized fruit
- Good flavor
- Season: Aug. 20 - early Oct.
- Some resistance to root rot




Cultivars: Primocane-fruiting Raspberries




Summit

- Medium sized fruit
- Good flavor
- Season: Aug. 10 - early Sept.
- Some resistance to root rot



Summit




Amity

- Medium sized fruit
- Good flavor
- Season: Aug. 15 - early Sept.
- Some resistance to root rot


Cultivars: Primocane-fruiting Raspberries

Yellow-fruited clones of Heritage, also available



Fallgold

- Medium sized fruit
- Good flavor
- Season: Aug. 10 - early Sept.
- Some resistance to root rot




Anne

Planting Establishment:
Primocane-fruiting Raspberries




Pruning:
Primocane-fruiting Raspberries
For a June (floricane) & a fall (primocane) crop





Remove tip portion in winter

Early summer crop on base of floricanes in June

Pruning:
Primocane-fruiting Raspberries
For a fall (primocane) crop only



Leave about a 3-4" stubble

Primocanes grow in spring

Care of Established Plants

- Fertilizer
 - Spring, once growth begins



Common Problems in the Home Garden
Diseases - Viruses



Raspberry Bushy Dwarf Virus
RBDV





There is no control for infected plants

Common Problems in the Home Garden
Diseases - Root Rot

Floricane symptoms at harvest

Primocane collapse in blackcaps



Plant resistant cultivars
Plant in well-drained soil on raised beds

Common Problems in the Home Garden

Diseases - Botrytis



Photo: Pete Bristow

Botrytis on fruit and cane botrytis

- Disease is promoted by a warm, moist environment. Maintain an open canopy
- Avoid overhead irrigation and late watering



Note symptomatic rings

Common Problems in the Home Garden

Insects – Vinegar Fly (SWD)



Males have spots on wing tips

- Controls are for adult flies.
- Monitoring is very important



Infested fruit after 5 days

Questions?

