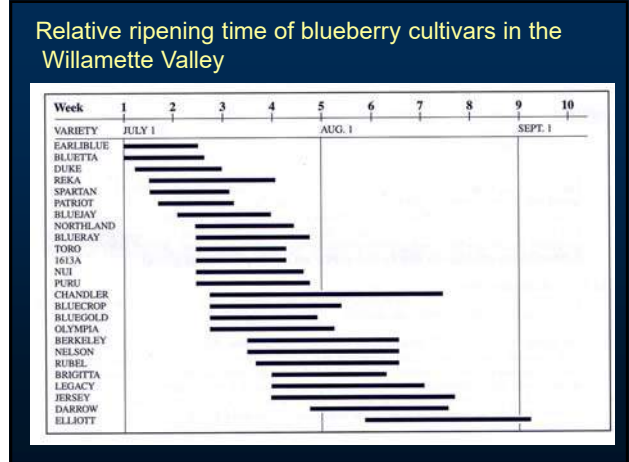





Cultivars

- At least 2 varieties for cross pollination and more fruit
- Early, mid and late-season varieties for season extension, except on the Coast; late season varieties may not ripen.
- Varieties most appropriate for area

08.07.2005 09:45



Earliblue




- Early
- Sweet, good flavor
- Large fruit
- Vigorous bush
- Low yield

Spartan



- Early
- Excellent flavor
- Very large fruit
- Large bush

Patriot



- Early
- Excellent flavor
- Very large fruit
- Spreading bush
- Most tolerant to heavier soil
- Sensitive to pseudomonas (bacterial blight)

Blueray



- Mid-season
- Excellent flavor
- Large fruit
- Erect bush
- Tolerant of hotter temperatures

Toro



- Mid-season
- Very good flavor
- Very large fruit
- Compact bush
- Large, tight clusters

Chandler



- Mid-season
- Very good flavor
- Very large fruit
- Long fruiting season
- Sensitive to pseudomonas (bacterial blight)

Bluecrop



- Mid-season
- Very good flavor
- Large fruit
- Erect bush
- Can over-crop if not pruned hard enough

Olympia



- Mid-season
- Excellent flavor
- Medium fruit
- Vigorous bush
- Fruit soft (short shelf-life)

Berkeley



- Late Mid-season
- Fair flavor
- Large fruit
- Vigorous bush
- More difficult to prune

Jersey



- Late Mid-season
- Sweet
- Small-medium fruit
- Vigorous bush
- High yield

Darrow



- Late
- Excellent flavor
- Very large fruit
- Erect bush
- Lower yield in cold areas

Elliott



- Late
- Mild, tart flavor
- Medium fruit
- Erect bush
- High yield
- Not highly recommended for home garden due to tart flavor

Soil Prep



Soil Prep

- Incorporate organic matter if needed
- Adjust pH, if needed
- Peat, sawdust, compost
- No Cedar



Raised Bed or Flat Ground?

- Raised Bed
- Flat Ground



Raised Bed or Flat Ground?

- Raised Bed
 - Ease of soil modification
- Flat Ground
 - Ease of maintenance



Raised Bed or Flat Ground?

- Raised Bed
 - Ease of soil modification
 - Increased drainage
- Flat Ground
 - Ease of maintenance
 - Lack of erosion



Raised Bed or Flat Ground?

- Raised Bed
 - Ease of soil modification
 - Increased drainage
 - Watering can be a challenge
- Flat Ground
 - Ease of maintenance
 - Lack of erosion
 - Easy to damage



Raised Bed or Flat Ground?

- Raised Bed
 - Ease of soil modification
 - Increased drainage
 - Watering can be a challenge
 - Easier to weed
- Flat Ground
 - Ease of maintenance
 - Lack of erosion
 - Ease of damage
 - Harder to weed



Raised Bed or Flat Ground?

- Raised Bed
 - Ease of soil modification
 - Increased drainage
 - Watering can be a challenge
 - Easier to weed
- Flat Ground
 - Ease of maintenance
 - Lack of erosion
 - Ease of damage
 - Harder to weed



Planting

- Container or bare root
- Fall or early spring
- 4-6 feet apart
- If rows, 7-10 feet between rows
- Plant at pot height
- Water, but no fertilizer



Establishment/Young Plants



Remove Flowers/Fruit



Weed Control

- Weed free at least 4 feet away from the plant
- Shallow cultivation



Mulching

- 2-3 inches
- Weed control
- Water retention
- Soil heat modification
- Organic matter



Pruning



Before pruning

Pruning



Before pruning



After pruning


Pruning



3+ year old wood

Whips

Pruning



1-year old wood

Fruit buds
- will break in spring to produce a blossom cluster with no leaf growth

Leaf/vegetative buds
- will break in spring to produce a leafy shoot without flowers


Pruning



Prune:

- Damaged and diseased wood
- Weak whips, to base
- Old, unfruitful wood
- Low growth

Pruning



Pruning



Rejuvenation
AKA 'Stumping'

Critical Spring Temperatures

- Bud Swell: Visible swelling of buds; scales separated. Can tolerate 10-15 F
- Tight cluster: Individual flowers distinguishable. Can tolerate 20-23 F

Blueberry Bud Development

- Bud Swell
- Tight cluster



Watering

- 1 inch per week
- Drip, overhead
- Morning is best



Fertilizing

- Begin in the spring ~flowering
- Use ammonium sulfate (rhodie food)
- If using 10-10-10, 1½ tablespoons on un-mulched plants



Fertilizing

- 10-10-10 fertilizer in the spring
- 2 oz. per plant for 2 year old plants
- Increase by 1 oz. per year up to 6-8 oz.



Established Plantings



Fertilization

- Common problem – High pH






- Add elemental sulfur
- Use ammonium sulfate as N source

Harvest

- Most varieties ripen over a 2 to 5 week period
- Wait a few days to pick
- Pick once a week
- Fully ripe berries roll off



Pests

Pests

BIRDS!!!





Birds will peck or take whole fruit

Pests

Deer!!










Deer will eat new growth on plants


Pests

Voles

Voles will chew on the root system and the crown

Pests

Male fly


Spotted Wing Drosophila



Female SWD
Blueberry Calyx
SWD Egg


An increasing problem. Monitor for adults and control if needed

Diseases



Anthracnose fruit rot

Orange fungal growth on fruit
Difficult to control



Mummy berry

Disease spreads through fruit mummies. Pick up or bury these

Diseases



Pseudomonas bacterial blight
Only affects 1-year-old wood
Evident in spring
Control with copper sprays



Botrytis gray mold
Affects blossoms, not fruit
Weather related

Diseases

Phytophthora Root Rot



Improve drainage

Diseases



Flower and young shoot death

Shock virus



Questions ?