

OSU
Oregon State University

Blackberries for the Home Garden

Bernadine Strik, Professor of Horticulture
Extension Berry Crops Specialist
Oregon State University







"Wild" Blackberries

Rubus laciniatus
'Evergreen'
Introduced in 1800's

Rubus ursinus
The only true PNW native

Rubus armeniacus
'Himalaya'
Introduced in 1800's

Oregon State University





Aggregate fruit of many drupelets

calyx

drupelet

The receptacle is part of the "berry" fruit we eat

Sliced blackberry fruit

Oregon State University

Terminology:

Marion during harvest





Fructing Lateral

Drupelet:
Section of a berry
Each has a seed

Primocanes
First year
Always vegetative

Floricanes
Second year
Always fruiting


Floricanes at bud break

GROWING BLACKBERRIES IN YOUR HOME GARDEN

Types of blackberries

<http://extension.oregonstate.edu/catalog/>



Oregon State University

Blackberries




Three types of blackberries:

Erect
e.g. 'Ouachita'

Trailing
e.g. 'Marion', 'Boysen'

Semi-erect
e.g. 'Triple Crown'

Ouachita

Trailing Blackberries

- Cultivars include
 - Marion, Obsidian, Black Diamond
 - Hybrids: Boysen, Logan
- Fruit tend to be oblong, have relatively small seeds, and have a highly aromatic, good flavor
- Fruit from late June through August, depending on cultivar



Planting Establishment:

Trailing Blackberries



Trailing blackberry



Plant 3.5 to 5 ft apart
 Rows 10 ft apart
 Install trellis in planting year (wires at 6 ft & 4.5 ft)
 Train primocanes as they grow

Trailing Blackberries

Primocanes are not tipped/pruned in summer

Every-year production:

Floricanes trained on wires



Hoop for training new primocanes

At harvest time

Trailing blackberries

During harvest (generally July)




Trailing blackberries

After fruit harvest is done (mid- late August)




Cut dying floricanes and remove from the trellis wires

Trailing blackberries



Dying floricanes, after pruning out




Primocanes ready for training

Train in:

- August or
- February (colder regions)


Trailing Blackberries
Training primocanes



Divide primocanes into two bundles


Train half one way on trellis and the other in the opposite direction

Trailing Blackberries
Training primocanes




Loop bundles around the two upper training wires

Trailing Blackberries
Training primocanes



August trained



Before training in Feb.

OR

Trailing Blackberries
August-trained:



Re-growth should be tucked by late winter

Photo taken in October

Trailing blackberries



Late winter



Early spring

Erect Blackberries

- Floricane and primocane-fruited types
- Relatively large seeds
- Less aromatic than trailing types
- Ripen July – late August for floricane fruited types & Sept.-Nov. for primocane-fruited types



Erect blackberries

2 to 3' in the row with 10' between rows



Erect blackberry



- Tip primocanes in summer to about 3'-4' high
- Do this several times to catch all in the field
- This encourages branching

'Ouachita' erect blackberry primocane after summer tipping



Erect blackberry



- Can use a simple trellis
- Prune in winter, when dormant to shorten the branches

Dormant primocanes after pruning


Erect blackberry

You can use a more elaborate trellis




'Ouachita' erect blackberry

Primocane-fruiting erect blackberry



Can double-crop (primocane + floricanes) or single-crop (just primocane)

Primocane-fruiting erect blackberry



- Tip canes in summer to about 3 ft tall
- Fruit will be produced in fall on the branches

Un-pruned primocane

Tip primocane at 3 ft

Semi-erect Blackberries

- Primarily for fresh market
- Mainly 'Chester Thornless' and 'Triple Crown'
- Relatively large seeds
- Less aromatic than trailing types
- Ripen early August-Oct.






Semi-erect blackberries 6' x 10 to 12' spacing

Primocanes summer tipped to about 5 - 6'
Branches may be further pruned in winter
Dead floricanes are removed





Semi-erect blackberry



Primocanes have strong apical dominance and benefit from tipping.

Branches are more productive



Floricanes at bud break

Tip primocanes to ~ 5'

Publication is revised:

Available now



<http://extension.oregonstate.edu/catalog/>

Oregon State University

'Marion' also known as "marionberry"




Marionberry Pie Eating Contest
brought to you by Willamette Valley Fruit Co.
Today!
11 AM - 1 PM
Start of the Garden Spaces Limited




Cultivars:


Trailing types
Marion (thorny; previous slide)



Obsidian




Boysen




Logan

(Hybrids)



Black Diamond (thornless)



Columbia Star (thornless)

Cultivars (all regions):


Ouachita (erect; thornless)



Triple Crown (semi-erect; thornless)



PrimeArk-45 (erect; primocane fruiter)




Winter Cold Injury

Poor bud break due to cold damage



Cane damage & poor bud break in trailing blackberry

Primary bud killed by cold




Sliced cane showing damage to bud base.




Heat/u.v. Damage

Sunburn to semi-erect blackberry



Heat damage to a trailing type



Cane Diseases

- Cane & leaf spot (Septoria)
- Purple blotch





Botrytis



- Disease is promoted by a warm, moist environment
- Maintain an open canopy
- Avoid overhead irrigation and late watering



Cane & Leaf Rust

Cane & leaf rust (*Khuneola sp.*)

- Remove and burn infected floricanes right after harvest
- Apply dormant copper sprays



Downy mildew

- Systemic – known to affect 'Kotata' & 'Boysen'
- No home products registered that are effective
- Practice good weed control



Lesions on leaves follow veins

Dried fruit often split



Red Berry Mite

- Use dormant oil and lime sulfur sprays in dormant season

Section of berry affected by mites

Mite is only 1/50" long


Receptacle

Drupelet



Leaf Roller Larvae

Watch for leaf rolling and kill larvae before enter fruit



Orange Tortrix adult



larva



Herbicide Damage

Phytotoxicity from Round-Up®

Leaves are chlorotic and strap-like



Crown Borer



- Two-year life cycle
- Adult lays eggs on leaves
- Larvae burrow into crown and into new primocanes
- Canes collapse
- Only home control is rouging out infected plants



Oregon State UNIVERSITY

Spotted Wing Drosophila

Drosophila suzukii

Actual size
2-3 mm



Oregon State UNIVERSITY

From OSU Extension Publication, EM8991

Spotted Wing Drosophila



Courtesy, WSU

The End



Oregon State UNIVERSITY