



Douglas County Master Gardeners

Newsletter

February 2021

Feb. 2021 Calendar

Mon., Feb. 1, 10:00-11:30

"Soil & Plant Nutrition" (Zoom)

Fri., Feb. 5, 1:00-4:00

Pruning Ornamentals, DG

Mon., Feb. 8, 10:00-11:30

"Vegetable Production" (Zoom)

Tues., Feb. 9, 3:00

Level Up Series: "Multifunctional Hedgerows" (Zoom)

Wed., Feb. 10, 10:00

Executive Board Meeting (Zoom)

Fri., Feb. 12, 1:00-4:00

Pruning Ornamentals/Hedgerow, DG

Mon., Feb. 15, 10:00-11:30

"Pesticide Safety" (Zoom)

Fri., Feb. 19, 1:00-4:00

Pruning Roses/Hydrangeas, DG

Mon., Feb. 22, 10:00-11:30

"Berry Crops" (Zoom)

Thurs., Feb. 25, 10:00

Chapter Meeting (Zoom)

Fri., Feb. 26, 1:00-4:00

Pruning Shade Trees/Shrubs, DG

Mon., Mar. 1, 10:00-11:30

"Weed Management" (Zoom)

The Prez Sez...

Julie Stanbery

My new years' resolution was to clear out the clutter in my home and garden. So I might do well to apply the same to a few of the miscellaneous thoughts I've gathered over the last months.

I truly am enamored of intelligent people who can turn a clever phrase or make a witty remark. These next weeks we are hard into winter pruning at the Discovery Garden. In that vein, I offer you comments from a remarkable English gentleman, Dick Strawbridge, who, with his lovely orange/red-haired wife, Angel, purchased a 400-year-old chateau in France. Dick is anxious to teach Angel the finer points of pruning the English garden. His remarks are spot-on. "Prune with the 5 'Ds' in mind: Damage, Disease, Disorderly, Dead and Down-right ugly". He goes on to say that one must savage to come back stronger - it's cruel to be kind. My kinda guy!

This Friday (1/29) was our first of 6 pruning sessions. **Folks, we need help!!** One agent and three women (of a certain age) worked hard and fast to prune the fruit trees and clean up all of the detritus. This is usually accomplished by a dozen or more volunteers. *Please* plan to join us next week for our next adventure in pruning the ornamental garden.

Traditionally, Western Oregon gardeners prune their roses close to President's Day in February. We are scheduled to prune the roses on 2/19. I found a wonderful quip from Eleanor Roosevelt that you may appreciate, and I quote: "I had a rose named after me and I was very flattered. But I was not pleased to read the description in the catalog - 'not good in a bed, but fine against a wall'."

Speaking of catalogs, it is indeed fun to flip through the pages and dream of that glorious garden one could have, if only dreams came true! My garden dreams for the DG mostly involve my ongoing vendetta against the bittercress. We are having sporadic workdays during the next month. March will mark the return to regularly scheduled days in the DG. We have about 6-7 ardent volunteers who are coming out in small groups, multiple days of the week, to give a hand at cleaning up the winter debris, leaves and abundant weeds. More help is needed. Please contact me to set up a time you would feel comfortable with and we will put you to work!



Groundhog's Day is upon us. This Pennsylvania Dutch superstition first mentioned in 1840, has an interesting history. The

groundhog, *Marmot monax*, is a large ground squirrel that burrows into the ground for shelter from which he emerges each year on February 2nd. If he sees his shadow on a bright sunny day, he retreats back to his burrow for 6 more weeks of winter weather. No shadow forecasts an early spring. Some forecasters give him up to 47% accuracy! In the 1880's the Elks Lodge in Punxsutawney, Pennsylvania, held groundhog feasts serving the marinated meat that was said to taste like a cross between pork and chicken. Served with the meal was groundhog punch made of vodka, milk, eggs, orange juice and "other ingredients". The feast was not popular and was abandoned after a few years. The observance of Groundhog's Day was first published in 1886. It is pretended that the same animal has poked his head out each of the last 133 years. Punxsutawney Phil gained his monicker in 1961 (possibly in honor of Prince Philip) and to this day enjoys the status as the harbinger of spring. Let's all raise a glass of GH punch hoping good ol' Phil has a gloomy day with nary a shadow to be seen!

"One of the most delightful things about a garden is the anticipation it provides." - W. S. Jones, 1937



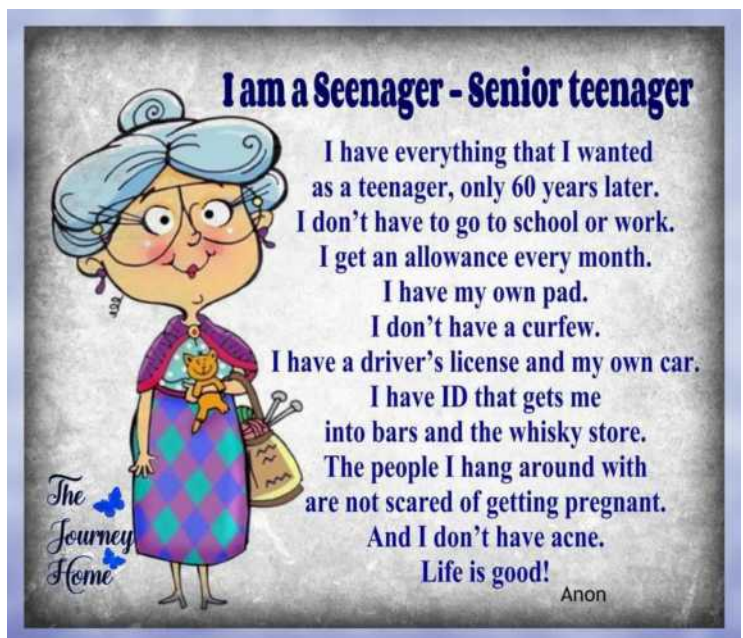
Membership Kay Livermore

We ended 2020 with 244 members. As of Friday, January 29, 224 members have renewed their membership for 2021. We lost around 30 members in both 2019 and 2020, but the incoming class kept our membership numbers steady. Without a class in 2021, our membership total will drop a bit. However, I am still expecting a few more to pay their 2021 dues so am very happy with this year's retention numbers. THANK YOU, Master Gardeners, for your continuing support and willingness this past year to volunteer your time to our organization!



Unfortunately, our Plant Clinic remains closed due to COVID restrictions imposed by OSU. The Plant Clinic continues to receive emails at our address douglasmg@oregonstate.edu. Interesting insect, orchard, pruning and garden questions continue to come in.

Let's continue to remain hopeful that our Clinic will be open by summer. Until then, make sure you take advantage of all the excellent classes and webinars available both through Steve and OSU.



Treasurer's Report
11/19/2020-01/27/2021
Diane Smith-Lewsadder

INCOME

Contributions	\$160.00
Kroger Community Rewards	\$25.75
Membership Dues	\$2,040.00
Newsletter	\$192.50
Interest	\$10.67
Plant Sale - PreEvent	\$18.00
Trash to Treasure	<u>\$50.00</u>

TOTAL INCOME **\$2,496.92**

EXPENSES

Administration	\$29.03
HLC	\$223.46
Plant Sale	\$1,190.38
Propane Tanks	\$560.51
Utilities - Electricity	\$594.06
Rock Garden (2019 Karl Carlson)	<u>\$56.30</u>

TOTAL EXPENSES **\$2,653.74**

Breakdown of our accounts at 12/10/2020

NWCC - Checking	\$1,656.83
NWCC - Reserve	\$5,006.78
NWCC - MMK Savings	<u>\$30,028.89</u>
Ending Balance	\$36,692.50



Plant Sale
Bonnie Durick

The date of the Plant Sale has changed from the usual first Saturday in May. Instead, we will be having the sale on Saturday, May 8, out at the Eastside Greenhouse. I know, all our signs say the first Saturday in May. Because customers will have to sign up for times to come to the sale, we won't be putting up signs. There are a lot of steps needed to make it happen. Here is the timeline that I am working with:

First part of February - Send sale plan to the County Parks Department to be presented to the County Commissioners for their approval since we are selling items on County property.

March - send sale plan to Steve Renquist for his review and for him to send it on to OSU for their approval.

April - We have to limit the number of people attending at one time - in the current COVID restriction environment, we are limited to 75 people at one time including workers. Should our level change to a more elevated level, we will be limited to 50 people according to the current matrix. We will be using Signup Genius to let people register for a time slot for the day of the sale. This link will be posted on our Facebook page and website. We will be allowing approximately 30 people every 20 minutes. We are also limited on parking so hopefully this will be a workable arrangement. Also in April, we will have signup on Signup Genius for the MG workers to sign up for where they would like to work during setup, the sale and cleanup.

May 6 - Thursday will be setup day. Plants will be moved from the Westside Greenhouse to the tables on the Eastside, signs posted and tables, chairs and supplies from the Extension building will be obtained. There can't be potluck for either setup day or day of the sale like we usually have.

May 7 - Friday - will be the MG ONLY sale. This will be a practice run for how we do things on Saturday when the public is there. Last year MG's got lists of plants their friends and family wanted and bought at our MG sale. I think this would be a good idea again and will help with the numbers that can come on Saturday. The hours of the sale on Friday haven't been set in stone

yet. (The whole sale hasn't been set in stone as we need approval from the County Commissioners and from OSU - so keep your fingers crossed.)

May 8 - Saturday - will be the sale for the public. Hopefully they sign up for times so we can control the flow of people and cars. There is no admission this year, no vendors and no raffle. We will try to have oneway traffic between the rows of plants, but will just have to do the best we can. Masks over mouth and nose will be required. It will definitely be a different sale than what we usually have. We have purchased several chip readers, so using credit cards will be "touchless" for the cashiers.

On another note, we are already signed up at the Fairgrounds for our sale there next year!

I will keep you posted to any changes that might come up.



FEBRUARY GARDEN CALENDAR

- Tune up your lawn mower and garden tools
- Have your soil tested
- Prune fruit trees, blueberries, and cane berries
- Spray your peach trees with lime sulfur for peach leaf curl and other fruit trees with dormant oil spray
- Prune and train grapes; make cuttings
- Prune deciduous summer-blooming shrubs and trees
- Plant fruit trees and deciduous shrubs and roses
- Plant seed flats of cole crops (cabbage, cauliflower, broccoli) in a greenhouse for later out-planting
- Control moles and gophers
- Order seeds for your vegetable garden



Pruning Schedule (Fridays, 1:00-4:00)

Please come out to the Discovery Garden and help us prune as well as get helpful instruction from Steve. Steve got a little lonely on the ladder when only 3 volunteers showed up last week! We got the orchard pruned, but could sure use more help.

.....

February 5 - Ornamentals

February 12 - Ornamentals/Hedgerow

February 19 - Roses/Hydrangeas

February 26 - Shade Trees/Shrubs

March 12 - Japanese Garden





Ask Fred "The Tool Man" Alley

Question: My favorite small by-pass loppers are very dirty and need sharpening, but how do I get the loppers apart? I just can't get the pivot bolt or nut off. They are both really stuck.

Answer: Interestingly, I'm working on this problem as I'm writing this article. I was in Melrose last week and visited a couple who are moving and in the process of selling items from their home, including a few garden/yard tools. After purchasing a few shovels, she handed me a by-pass vine lopper. She said she had cut many blackberries with them, that she no longer needed them, plus they didn't work very well anyway. She hadn't been able to get them apart to clean and sharpen. I shared with her my volunteer work in the Master Gardener Program and that I refurbish garden/yard tools. So, she simply gave the loppers to me!



She was right. I put penetrating oil on the Pivot bolt and nut for three days. Absolutely no luck in loosening the bolt or nut using my standard socket set. In cases like this I find that I need to place the blade and the bolt and nut in a solvent.

I use a nontoxic, biodegradable, safe on skin & eyes and reusable product called "Evapo-Rust". It's a super safe rust remover. I found it at Handyman on SE Stephens, Roseburg. Use an upright container, just large enough to cover only the blades and pivot nut and bolt. I commonly use a discarded V-8 plastic container. Let it sit for a day or two. Remove and wash with warm water and soap.



It helps to use #0 steel wool for cleaning the loppers. It's amazing how clean the loppers will be. With a funnel, pour the used rust remover back into its original container for another use. Place the loppers on your workbench, with the pivot nut facing up and spray the top of the nut with penetrating oil. Let stand for at least one day.

Place the loppers in a bench vise as securely as possible. Using two 1/2 or 3/4 inch drive hex long handle socket bars, place one over the nut and one over the bolt. In this case I used a 11/16 inch Sears 12-point combination wrench. Use the box end for the tightest grip. Don't use a crescent wrench. The sockets or box end wrench will provide the best tightness on the bolt and nut. Try to remove the nut first, turning left. Some older bolts are threaded into the cutting blade side - they will turn left for removal as well. Most are standard left turn off threads. Older loppers use a standard nut and bolt with no threads in the blade side of the loppers. The newer loppers use a precision made self-aligning pivot bolt. The key to removing the bolt or nut is to set one of the bars, or in this case the 11/16 Inch combination wrench, on the work bench so it is leveraged on the bench top. I mount my bench vise on a 12x12 inch base, just to accommodate the extra leverage. The other bar should be placed for a downward motion. Sometimes, this takes a lot of muscle!



After the bolt and nut are removed, using a wire brush, clean the bolt and nut and the lopper blades as clean as you can. A bench grinder with a wire brush grinder is the best tool to use. Remember to wear your gloves, safety eye and ear protection devices. Note, the nut shows three notches where a wrench had slipped when someone was trying unsuccessfully to remove the pivot nut.





I realize many of our Master Gardeners have a variety of skills, but may not have all the items I have mentioned in this article. If you have a problem like this or similar one, please don't hesitate to call or e-mail me. I'm always willing to assist you. I know how attached we become to our garden and yard tools. (I still have favorites from my younger days.) Plus, it is equally important to restore quality tools, rather than throw them away and buy a new one of lesser quality. 541-733-6232 fhasla@msn.com

Happy Gardening, and keep safe.

2021 Recertification and Time Sheets

Julie Stanbery

Recertification is required of all Douglas County Master Gardeners who wish to participate in any form of community outreach. In a normal year, the requirement is 10 hours of continuing education and 20 hours of volunteer work.

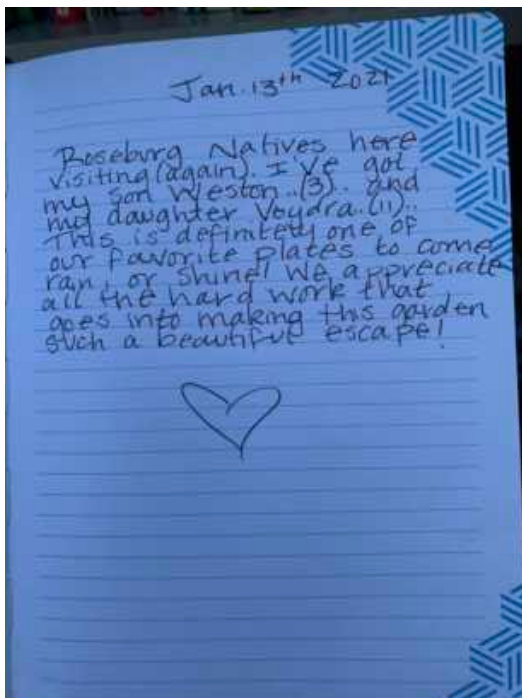
This year, you are encouraged to watch the online videos if you have access. However, due to possible problems with internet access and all the other hoo-haw, Steve has stated that it is acceptable to do a straight 30 hours of volunteer work.

Revised Time Sheets are available on our website to print out or in the Westside Greenhouse. The flip side of the time sheet has instructions for charting your hours and space for detailing any community outreach event. The color for 2021 is white.

Please either deposit your timesheet in the collection box in the WSG or mail by *US postal service* to Vicki McAlister.



Lines from the Little Tree Library Journal



COMMUNITY CONTACTS

DATE	TOPIC	EVENT OR ORGANIZATION	# of Attendees

Activity	Activity Description
Plant Clinic	Office Clinic, Insect Committee, Soil Testing, Satellite Clinics
Learning Center	All activities and projects performed at the Learning Center and greenhouse. Except for the plant sale, Discovery Garden, and Victory Garden.
Plant Sale	All activities and committee meetings benefiting the plant sale expo project including working in greenhouses.
Community Outreach	All activities involving contact with the public. Mentoring and working on the winter class. Working in Victory Garden. Attendance at community fairs representing DCMG. Gardening demonstrations or classes given to public fill out Community Contacts section above.
Fund Raising	All fund raising activities excluding plant sale . (Bake Sale, Compost Tea, Trash to Treasure Sale, etc.)
Chapter Duties	Officers' duties, newsletter, most committee meetings and library work. You are allowed 1.5 hours for attending the monthly chapter meeting.
Discovery Garden	All activities benefiting the discovery garden-meetings, fund raising, construction and maintenance.
Continuing Education	Attending DCMG Continuing Education Programs.
CE - Recert	Attending gardening seminars, workshops, and outreach programs (MG winter training) that are research based and taught by qualified instructors who the agent has supported.

Rev 1/12/2021

Online Videos for Continuing Education and Recertification

To keep us MG's informed and educated, there are a number of online presentations available. These count towards recertification as well as continuing education on your Time Sheets.

Each Monday at 10:00, Steve is presenting various subjects live by Zoom. These presentations are also posted afterwards on our DCMG website. Look to the lefthand green column where it says, "Gardening Resources". Click on that, then you'll find these under "Other Educational Resources", "Locally Produced Zoom Sessions". Handouts in PDF form are also there to download.

Here is the upcoming schedule for Steve's presentations:

February 1	Soil & Plant Nutrition
February 8	Vegetable Production (Jim Leet)
February 15	Pesticide Safety
February 22	Berry Crops
March 1	Weed Management
March 8	Turf Management
March 15	Xeriscaping
March 22	IPM

Also taking the place of our monthly chapter meeting Continuing Education sessions, OSU is providing some great online presentations on various subjects. These "Level Up" series may be taken live by Zoom or found posted on their website afterwards at extension.oregonstate.edu/mg/growing-oregon-gardeners-level-series. These are presented once a month at 3:00 for the live session. Here's the schedule:

February 9	Multifunctional Hedgerows
March 9	Dirt Gone Bad: When Your Soil Amendment Has Been Contaminated
April 13	Dazzling Dahlias
May 11	Waterwise Gardening
June 8	Unique Winter Vegetables to Grow
July 13	Firewise Landscaping
August 10	Season Extension Techniques
September 14	Gardening with Native Plants for Pollinators

October 12	Adapting Your Garden & Landscape for Climate Change
November 9	Using Life Cycle Analysis to Understand the Sustainability of Your Garden Products and Practices

Awards Diana Circle

I want to send a big thank you to Vicki McAlister for recording volunteer hours and creating year-end reports.

Congratulations to the 41 volunteers who have earned new swinger bars in 2021. Our organization made a change last year to add hour bars for 300 & 400 hours volunteered and we have 11 members to bring current with this change.

You must turn in your old swinger bar to get a new one. New swinger bars are only given out once a year. For those with 60 hours bars, if you already got your bar, congratulations! With COVID 19, I am not sure how we will get this bar exchange completed, but I am working on it.

60 HRS: Roselle Benesh, Becky Carlson, Joy Keeling, Kendra North, John Oltman

200 HRS: Robert Burns, Ellen Campbell, Carol Duncan, Ron Owan, Julie Bell

300 HRS: Barbara Anderson, Janet Bitterm Debby Finley, Lynn Foster, Garry Gerlach, Doug Gissel, Karen Glatz, Mary Hoffmann, Bill Howitt, Les Karcher, Patricia Kowalski, Diana Woodward, Barbara Zastrow

400 HRS: Vicki Barrett, Rusdee Chastain, Geneva Croft, Linda Estep, Jeffrey Havener, Ed Hoffmann, Diane Smith-Lewsadder

500 HRS: Earnest Amabisca, Lenore Drake, Doralee Hayden, Carolyn Ruzicka, Ed Stoll, Marilyn Klingbeil

750 HRS: Diana Circle, Barbara Hamby, Merrill McFarland, Mark Schmoll

1000 HRS: Kay Livermore

- 1500 HRS: Sharon Bordeaux, Bonnie Durick, Nancy Fuller
- 2000 HRS: Kish Doyle, Patrice Sipos
- 2500 HRS: Carol Bolt, Elva Sellens
- 3500 HRS: Chris Rusch
- 4500 HRS: Maureen Benice
- 5000 HRS: Barbara Robinson
- 9500 HRS: Gloria Amorde
- 10,000 HRS: Tasha King
- 11,500 HRS: Julie Stanbery
- 18,500 HRS: Betty Ison

February is the month our Awards Committee will work on awards for OMGA state nominations.

CRITERIA FOR SCORING THE STATEWIDE MASTER GARDENER OF THE YEAR AWARD WINNER

- Number of Years as a Master Gardener (5 Points)
- Number of Hours of Master Gardener Volunteer Service (5 Points)
- Support of MG Program Educational Mission (10 points)
- Leadership within the OMGA Association (10 points)
- Impact (15 Points)
- Comments from Extension faculty and staff (5 points)

CRITERIA FOR SCORING THE STATEWIDE MASTER GARDENER BEHIND-THE-SCENES AWARD WINNER

- Number of Years as a Master Gardener (5 Points)
- Number of Hours of Master Gardener Volunteer Service (5 Points)
- Support of MG Program Educational Mission (10 points)
- Behind the Scenes Contributions (15 points)
- Comments from Extension faculty and staff (5 points)

All members should be thinking about anyone they feel is qualified to be nominated for these two statewide awards. You can email me dianalcircle@gmail.com with your recommendations. We will not be selecting our local award winners until our year end in September. I will be in contact with our committee in the weeks to come.



Westside Opportunity

Westside Greenhouse needs someone to step up and fill the position of Westside Co-coordinator beginning June of this year. Carol Bolt and I have been working together to cover obligations in this position, however I have decided it is time for me to step down and focus on other life priorities.

We need someone with some basic knowledge of plants and their care, good organizational skills and someone who will enjoy being a team player on a fabulous greenhouse crew. Several Master Gardeners, including Carol and myself, will be available to answer questions and give guidance throughout the year. Carol will remain as Co-coordinator.

Greenhouse crews work year round with structured crew workdays on Tuesdays, and some multiple workdays just prior to plant sale. You will be working closely with Carol Bolt to organize and oversee these workdays.

If you are interested in becoming a part of this great team or have questions, please email Barbara at barbararob@gmail.com or Carol at carolbolt69@gmail.com. We will be glad to chat with you.

DOUGLAS COUNTY MASTER GARDENERS

Chapter Meeting
January 28, 2021

Discussion of Continuing Ed: “Understanding Seed Characteristics” from “Level Up” series.

Call to Order: The meeting was called to order at 10:00AM. There were 29 participating in the Zoom meeting including President Julie Stanbery, Vice-President Diana Woodward, Treasurer Diane Smith-Lewsadder, Membership Kay Livermore, Past-President Nancy Fuller, and Secretary Bonnie Courter.

Agenda Approval: The agenda was approved as posted.

Minutes Approval: The minutes were approved as posted.

Agent’s Report - Steve Renquist:

- Steve has been presenting Zoom lectures for Master Gardeners (3 so far) on Mondays at 10:00. Attendance has been around 30-35. These will be posted each time on our website along with the PDF’s of the lecture for those who can’t watch it live.
- Pruning sessions will begin weekly, starting this week, and will be on Fridays, 1-4. Bring masks, pruners and rain gear.
- Steve said that if you need something from the Extension office, just let him know and he can retrieve it for you.
- Steve met with the parks director along with Julie Stanbery and Laura Corder. (Julie will talk about the meeting in her report).

OFFICER REPORTS

Membership - Kay Livermore: We ended 2020 with 244 members and we have 222 currently with 6 more expected to join. Kay has membership cards and will put them in the mailbox by the Eastside Greenhouse by mid February for MG’s to pick up.

OMGA - Barbie Hamby/Kish Doyle: Not present. No report.

Treasurer - Diane Smith-Lewsadder: Financials are available on the website and are from two months ago. We have \$129.40 in the Bottle Drop fundraiser account. They should automatically send us a check when we request it. Nathan Baily should turn in any expenses he has to Diane on an expense form for reimbursement. If anyone has expense forms, mail them to Diane directly at her home address until the office opens again.

Vice-President - Diana Woodward: Diana will send out the “Level Up” continuing education link right after each monthly Board meeting and it will be included in the Newsletter each month. The next “Level Up” lecture will be February 9, at 3:00 PM, on “Multifunctional Hedgerows”.

Past President - Nancy Fuller: Nothing to report. She is enjoying taking classes online as it allows her to take them at her convenience.

President - Julie Stanbery: Julie met with Laura, Steve with Rocky Houston from the Parks Department recently. It was beneficial to walk him through what we’ve done at the garden, showing that we are good stewards of the property. Becky Carlson and John Oltman have cared for Helleck Hall. We do a lot of weeding and mowing that the Parks Department doesn’t do. Steve stressed the educational aspect of it. Laura’s going to submit an annual report to remind Rocky of what we do each year there. They also talked with him about our plans for the Plant Sale. He seemed very positive about it, but has to run it by the County Commissioners for approval first. Bonnie Durick will get the specifics to him in the next 10 days so it can run through the necessary channels.

COMMITTEE REPORTS

Awards - Diana Circle: (her audio was malfunctioning, so her report was sent post-meeting to the Secretary - it is included in this Newsletter instead)

Community Outreach - Leo Grass: Not present. No report.

Discovery Garden - Julie Stanbery:

- At the February Board meeting, we will review the budget and discuss extending the moratorium until May when we have a better idea of our income from fundraisers.
- Pruning sessions will take place on Fridays, 1-4 PM. We need help to prune trees and shrubs in the Discovery Garden. It's important to sharpen your tools before you come out. Tools are available too in the green shed.



(New 500 gal. water tank for the Children's Garden/Dahlia bed - thanks to the Hart's for picking it up and delivering it!)

•We are getting nicely-controlled work groups at

the DG at various days and times so we don't have too many workers out there at once.

- Parking Passes - The Extension office will mail you one if you don't have one.

Fundraising - Nathan Baily: Nathan encouraged MG's to grab some blue sacks in the green shed to fill up for BottleDrop. One bag is usually worth \$5-6 filled up. \$129.40 is in our account right now.

Greenhouse East - Bonnie Durick: We are working one person at a time - pruning, root pruning, and weeding plants.

Greenhouse West - Barbara Robinson: Not present. No report.

Hallmark - Linda Thames: Jan Turley fractured her ankle and a card was sent.

Newsletter - Bonnie Courter: Newsletter articles are due Saturday, January 30.

Plant Clinic - Chris Rusch: The clinic is still not open. Chris is monitoring email questions from the public -

only a couple a week. She answers more "Ask An Expert" questions than from the Plant Clinic which probably won't open until this summer. Steve gets 6-7 forwarded phone call questions a day. The majority of people are amazed that he even gets back with them!

OMGA: March 1 is the first meeting, open to all MG's, by Zoom. July 16-17 is our virtual Mini-College. OMGA is still looking for a President Elect and Gardener's Pen editor. Send Chris an email if interested.

Julie asked if the "Ask An Expert" link is on the website? It is on the OSU website. Our Clinic email is posted on the website and we also direct the public to our email in our "Ask A Master Gardener" News-Review articles.

Plant Sale - Bonnie Durick:

We moved the date of the Plant Sale to May 8. Bonnie will put together our proposal for the County Commissioners and to Steve to forward to OSU for their approval. Signups will start the first part of April through "Signup Genius". The link will be posted on our website to limit the number of people who come at one time. Currently we can only have 75 people out there including workers. Workers will sign up that way as well. Setup is May 6, moving plants from Westside to Eastside and setting up tables. Tables and chairs from the Extension office will also be picked up then. May 7 will be the Master Gardener sale, starting at 10:00. We also purchased more chip readers. Extra masks (which will be required), hand sanitizer and gloves will be made available. May 8 will be the sale to the public by signup only. We will not charge an entrance fee this year. The County will charge us an event fee which should cover parking, but it will be up to the County.

Publicity - Cheryl Caplan: Cheryl was not present, but will have a report for the Executive Board meeting.

Trash to Treasure - Ann Severson: One month to go before the sale. She is still looking for volunteers, so contact Ann. She especially needs cashiers and loading dock workers. March 5 is setup and March 6 is the sale. Ann made signs to put up around the community plus flyers will be emailed out to print and distribute or post. Ann asked is we could sell plants there as there are some in the Eastside Greenhouse that could easily be sold. Bonnie Durick doesn't think there would be a problem with that since it's considered a yard sale and wouldn't need a nursery license like the Plant Sale. Any

contributions can be dropped off at Ann's house up to the Friday before the sale. Ann asks that MG's park on the side streets, not in the Community Center parking lot.

OLD BUSINESS: None.

NEW BUSINESS: None.

SHOW AND TELL: Julie would like more to participate in Show and Tell. Julie showed us a new hybrid hellebore that stands up instead of lying on the ground. It's called "Apricot Blush" and has different leaves than other hellebore varieties - more like a celery stalk. She got it at the Farmer's Coop.

ANNOUNCEMENTS:

Executive Board Meeting - February 10, 10:00AM
Chapter Meeting - February 25, 10:00AM


Sunday is Shirley Purcell's birthday should anyone want to send her a card or best wishes.

ADJOURNMENT: The meeting was adjourned at 10:59 AM.

Respectfully submitted,
Bonnie Courter, Secretary



Many thanks to Steve & Kathy Hart who masterminded and built this beautiful organizational supply unit for Westside Greenhouse.



Fred's Fav's

More Rib-Tickers

(contributed by Barbara Robinson and Kish Doyle)



Douglas County Master Gardeners

Newsletter: E-mail submissions to Bonnie Courter: rbcourter@gmail.com

Website: www.douglascountymg.org

Facebook Page: www.facebook.com/pages/Douglas-County-Master-Gardeners/251882398200487

Horticulture Agent: www.extension.oregonstate.edu/douglas/horticulture,
steve.renquist@oregonstate.edu

OSU Douglas County Extension Service: www.extension.oregonstate.edu/douglas

OSU Gardening Information: www.extension.oregonstate.edu/gardening

OSU Master Gardeners Program: www.extension.oregonstate.edu/mg



Oregon State University
Extension Service
Master Gardener

Oregon State University Extension Service prohibits discrimination in all its programs, services, activities, and materials on this basis of race, color, national origin, religion, sex, gender identity (including gender expression), sexual orientation, disability, age, marital status, familial/parental status, income derived from a public assistance program, political beliefs, genetic information, veteran's status, reprisal or retaliation for prior civil rights activity. (Not all prohibited bases apply to all programs.) If you have a physical disability that requires special considerations in order for

you to attend an event, please notify the office at 541-672-4461 no later than 2 weeks prior to event date. This publication will be made available in an accessible alternative format upon request. Please contact Bonnie Courter, rbcourter@gmail.com.

Douglas County Master Gardeners
PO BOX 1165
Roseburg OR 97470
Ph: 541-672-4461